


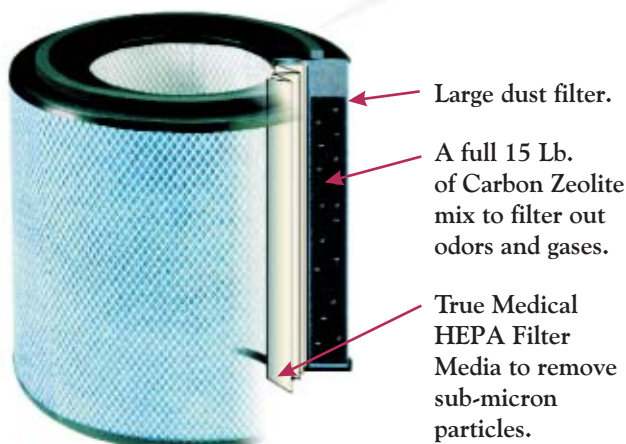
Our filters make the difference.



The inside story on clean air.

At the heart of the cleaning process is our filter, which over the last 10 years has been consistently ranked #1 in the world in any number of consumer, and commercial tests.

Our HealthMate™ Filter



We manufacture 3 different filters; the HealthMate™ filter, the HealthMate™ Super Blend filter and the HEGA filter.

The basic scientific principals involved in all of the Austin Air filters are rooted in the use of activated carbon, True Medical HEPA filtration media, and depending on the filter's purpose impregnated carbon. By forcing the air through these various filtration media our filter removes 99.97% of all air borne particulate matter larger than 0.3 microns, while eliminating over 3000 toxic gases and odors. No other personal air cleaner comes close to the level of performance that we have achieved with the Austin Air filter.

We use an unusually large amount of filtration media in our air cleaners because we have engi

neered the Austin Air filter to last for up to 5 years. We have built in a pre-filter that surrounds the 3-stage filter and this pre-filter helps to significantly extend the life of the 3-stage filter. In order to properly maintain the effectiveness of the filter all you have to do is periodically vacuum the outside of the machine, clearing away the larger and most visible particulate matter ...we call it dust.

There are several other features that we have built into all our Austin Air cleaners. These include solid steel construction, a non-toxic, painted finish, a long lasting energy efficient PSC motor and the specially engineered pure air vent, which creates what we call, the Clean Air Pocket™.



Clean air pocket.

When you're having trouble breathing, you can't wait even fifteen minutes for the room to clear. The Austin Clean Air Pocket™ is designed to deliver clean air to the breathing zone in fifteen seconds flat, unlike any other technology on the market. So you can breathe a sigh of relief immediately.

Changing the Filter

You will require a large plastic trash bag, a pair of work gloves and a Phillips screwdriver.



1

Unplug your Austin Air cleaner from the power outlet.



4

Wearing a protective pair of work gloves, lift the bottom cover off and set aside.



2

Turn your Austin Air cleaner upside down on a soft surface.



5

Carefully remove the filter and dispose in a plastic trash bag.



3

Using a Phillips screwdriver, remove the four retaining screws from the bottom cover.



6

Remove the outer pre-filter and dispose in the same plastic trash bag.



7

Install the new outer pre-filter by aligning the pre-filter seam with the power cord.



8

Install the new filter top side down.



9

Replace the bottom cover and screw down tightly.



10

Turn your Austin Air cleaner right side up and operate on the High (III) setting for at least one hour.


DETACH HERE

Austin

AIR SYSTEMS

Filter Warranty Activation

Register online at www.austinair.com or by completing and returning this Filter Warranty Activation card.



an *SefaCo.* Store
1-800-667-8721

URGENT! Activate your warranty today.

Filter Replacement and Warranty

The Austin Air filter warranty is designed to provide the customer with years of worry free operation. Your Austin Air filter has been designed to last up to 5-years under normal residential use, and features a 5-year pro-rated warranty.

Some household environments are more polluted than others, therefore the useful life of the filter media in your Austin Air cleaner may be reduced. To address this issue, Austin Air's pro-rated warranty allows you to receive a discount on your next filter replacement purchase, based on the length of time your filter was used.

If your Austin Air cleaner is used in rooms with unusually high concentrations of tobacco smoke, sawdust, soot, chemical vapors and/or odors, your Austin Air filter will need to be replaced more often. In these circumstances, you should replace your filter once your Austin Air cleaner ceases to emit clean, odorless air. If the odor of the highly concentrated contaminant is present exiting the Air Output Vent, then it is time to replace your filter.

Please Note: The Pro-rated Warranty is also included with every subsequent filter replacement purchase.

To receive a replacement filter at the pro-rated price, please call Austin Air Systems and ask to speak to a Customer Service Representative. If your filter is out of warranty, please contact the retail store or the dealer where you originally purchased your Austin Air cleaner.

Up to 2-years of use: 40% off the retail price, plus shipping*
2 to 3-years of use: 30% off the retail price, plus shipping*
3 to 4-years of use: 20% off the retail price, plus shipping
4 to 5-years of use: 10% off the retail price, plus shipping

CAUTION

Warning: Do not attempt to clean the filter. Washing or cleaning the filter will void the warranty and may cause injury.

*Austin Air Systems, Ltd reserves the right to refuse a filter replacement at the pro-rated price and/or request that your filter be returned for inspection.